

[Knowledgebase Home](#)

Search the Knowledgebase

[\[Advanced Search\]](#)

Browse by Category

-- Select Category --

- [Knowledgebase Home](#) > [The New ResourceMate Family of Products](#) > [Installing](#)

Firewall settings - Using your own SQL Server or a firewall other than Microsoft

This article pertains to the New ResourceMate Family of Products.

If you are using your own sql server there are some firewall settings (on the server) that need to be opened up.

Port 1433 TCP - inbound
Port 1434 UDP - inbound
sqlservr.exe
sqlbrowser.exe

The sqlbrowser service must also be running on the server.

Other firewall settings may be needed. They are documented at <http://support.microsoft.com/kb/968872>

Begin by checking whether the client can connect by pinging the server name from the client.

Related Articles

No related articles were found.

Attachments





No attachments were found.

Article Details

Last Updated

13th of November, 2012

Would you like to...

-  [Print this page](#)
-  [Email this page](#)
-  [Add to favorites](#)
-  [Export to PDF](#)